




WILTON F-CLAMPS

THE WELDER'S CHOICE

At Wilton®, we know welding. As the leader in professional grade workholding equipment for more than 75 years, we understand the intricacies of your work. That's why we are proud to introduce our full line of welding F-Clamps.



**SPARK-DUTY™
COPPER PLATED
F-CLAMPS**



**CLASSIC SERIES
F-CLAMPS**





**LEVER
CLAMPS**

SPARK-DUTY™ COPPER-PLATED F-CLAMPS

THE SERIOUS WELDER'S CHOICE

BUILT FOR IRREGULAR SHAPES



V-GROOVE PAD
INCLUDED



ERGONOMIC GRIP
INCLUDED



COPPER-PLATED
SPINDLE

FEATURES

DROP-FORGED ARM:

- Minimal flex under heavy workloads

SPARK-DUTY™ COPPER-PLATED SPINDLE:

- Extends the life of the clamp by protecting the spindle and pad from harmful welding spatter

QUICK-TWIST PADS:

- Simple and fast replaceable pads in V-Groove or serrated surfaces

V-GROOVE PAD

- Included with every clamp. Clamp round objects up to 14" in diameter

ERGONOMIC WILTON-GRIP®:

- Anti-Fatigue Wilton-Grip® provides comfort during repetitive clamping

Stock No.	Model	Nominal Opening Capacity (in.)	Throat Depth (in.)	Clamping Force (lbs.)	Net Weight (lbs.)
SPARK-DUTY™ 4800S SERIES – HEAVY-DUTY					
86500	4800S-12C	12	7	4,880	12
86510	4800S-18C	18	7	4,880	15
86520	4800S-24C	24	7	4,880	16
86530	4800S-36C	36	7	4,880	21
86540	4800S-48C	48	7	4,880	24
86550	4800S-60C	60	7	4,880	27
SPARK-DUTY™ 2400S SERIES – REGULAR-DUTY					
86400	2400S-8C	8	5-1/2	2,660	6
86410	2400S-12C	12	5-1/2	2,660	7
86420	2400S-16C	16	4-3/4	2,660	7
86430	2400S-20C	20	5-1/2	2,660	8
86440	2400S-24C	24	4-3/4	2,660	9
86450	2400S-36C	36	5-1/2	2,660	12
86460	2400S-48C	48	5-1/2	2,660	14
86470	2400S-60C	60	5-1/2	2,660	15
SPARK-DUTY™ 2000S SERIES – LIGHT-DUTY					
86300	2000S-8C	8	4-3/4	2,000	5
86310	2000S-12C	12	5-1/2	2,000	5
86320	2000S-18C	18	4-3/4	2,000	6
86330	2000S-24C	24	4-3/4	2,000	7

FEATURES

J-SHAPED RAIL (J-SERIES):

- Steps over I-Beams and irregular shapes

INCREASED THROAT DEPTH (DEEP REACH):

- Provides deeper reach for unique projects

SPARK-DUTY™ COPPER-PLATED SPINDLE:

- Extends the life of the clamp by protecting the spindle and pad from harmful welding spatter

QUICK-TWIST PADS:

- Simple and fast replaceable pads in V-Groove or serrated surfaces

V-GROOVE PAD

- Included with every clamp. Clamp round objects up to 16" in diameter


ERGONOMIC WILTON-GRIP®:

- Anti-Fatigue Wilton-Grip® provides comfort during repetitive clamping

Stock No.	Model	Nominal Opening Capacity (in.)	Throat Depth (in.)	Clamping Force (lbs.)	Net Weight (lbs.)
SPARK-DUTY™ J-SERIES					
86900	1200J-10C	10	4-3/4	1,200	4
86910	2400J-12C	12	5-1/2	2,400	8
86920	4800J-20C	20	7	4,800	19
SPARK-DUTY™ DEEP REACH					
86700	DT2400S-12C	12	8	1,770	8
86710	DT2400S-24C	24	8	1,770	10



SPARK-DUTY™ WELDERS SHOE CLAMP



FORGED SLIDE ARM



PERMA-PADS®



COPPER-PLATED SPINDLE

COPPER PLATED SPARK-DUTY™ F-CLAMP ACCESSORIES



FEATURES

SPARK-DUTY™ COPPER-PLATED SPINDLE:

- Extends the life of the clamp by protecting the spindle and pad from harmful welding spatter

HEAVY-DUTY SHOE:

- Bolt or weld shoe to workstation for maximum stability

DROP-FORGED ARM:

- Slides up and down robust rail for rapid loading

Stock No.	Model	Nominal Opening Capacity (in.)	Throat Depth (in.)	Nominal Rail Size (in.)	Clamping Force (lbs.)	Nominal Spindle Diameter (in.)	Net Weight (lbs.)
SPARK-DUTY™ WELDERS SHOE CLAMP							
63295	-	8-1/2	5-1/2	1-3/16 x 9/16	2,600	3/4	8

IDEAL FOR



- Production work
- Repetitive welding
- High-efficiency



Stock No.	Model	Wilton Grip Stock No.	Plain Pad Stock No.	Serrated Pad Stock No.	V-Pad Stock No.	Nut Stock No.	Joint with Spring Pin Stock No.	Spindle and Handle with Spring Pin Stock No.
SPARK-DUTY™ 2000S SERIES								
86300	2000S-8C	1713511	2909101	2909201	2909301	1701701	1701501	1701601
86310	2000S-12C	1713551	2909101	2909201	2909301	1701701	1701501	1701601
86320	2000S-18C	1713511	2909101	2909201	2909301	1701701	1701501	1701601
86330	2000S-24C	1713511	2909101	2909201	2909301	1701701	1701501	1701601
SPARK-DUTY™ 2400S SERIES								
86400	2400S-8C	1713551	2909102	2909202	2909302	1701702	1701502	1701602
86410	2400S-12C	1713551	2909102	2909202	2909302	1701702	1701502	1701602
86420	2400S-16C	1713551	2909102	2909202	2909302	1701702	1701502	1701602
86430	2400S-20C	1713551	2909102	2909202	2909302	1701702	1701502	1701602
86440	2400S-24C	1713551	2909102	2909202	2909302	1701702	1701502	1701602
86450	2400S-36C	1713551	2909102	2909202	2909302	1701702	1701502	1701602
86460	2400S-48C	1713551	2909102	2909202	2909302	1701702	1701502	1701602
86470	2400S-60C	1713551	2909102	2909202	2909302	1701702	1701502	1701602
SPARK-DUTY™ 4800S SERIES								
86500	4800S-12C	1713561	2909102	2909202	2909302	1701702	1701502	1701603
86510	4800S-18C	1713561	2909102	2909202	2909302	1701702	1701502	1701603
86520	4800S-24C	1713561	2909102	2909202	2909302	1701702	1701502	1701603
86530	4800S-36C	1713561	2909102	2909202	2909302	1701702	1701502	1701603
86540	4800S-48C	1713561	2909102	2909202	2909302	1701702	1701502	1701603
86550	4800S-60C	1713561	2909102	2909202	2909302	1701702	1701502	1701603
SPARK-DUTY™ DEEP REACH SERIES								
86700	DT2400S-12C	1713551	2909101	2909201	2909301	1701701	1701501	1701601
86710	DT2400S-24C	1713551	2909101	2909201	2909301	1701701	1701501	1701601
SPARK-DUTY™ J SERIES								
86900	1200J-10C	1713551	2909100	2909200	2909300	1701700	1701500	1701600
86910	2400J-12C	1713551	2909102	2909202	2909302	1701702	1701502	1701602
86920	4800J-20C	1713561	2909102	2909202	2909302	1701702	1701502	1701603

CLASSIC™ SERIES HEAVY-DUTY F-CLAMPS

NOTHING BEATS A CLASSIC



FORGED SLIDE ARM



STURDY TOMMY BAR



HEAVY DUTY
REPLACEABLE PAD

FEATURES

BLACK OXIDE SPINDLES:

- Resist wear and tear while impeding rust

DROP-FORGED ARM:

- Provides minimal flex under heavy workloads

QUICK TWIST PADS:

- Heavy duty pads are simple and fast to replace

STURDY TOMMY BAR:

- Engineered for durability and comfort

IDEAL FOR

- Fabrication
- Welding
- Repetitive Clamping

Stock No.	Model	Nominal Opening Capacity (in.)	Throat Depth (in.)	Clamping Force (lbs.)	Net Weight (lbs.)
CLASSIC HEAVY-DUTY F-CLAMPS					
86640	GSM20	8	5-1/2	2,660	6
86650	GSM30	12	5-1/2	2,660	7
86660	GSM40	16	4-3/4	2,660	7
86670	GSM50	20	5-1/2	2,660	8
86680	GSM60	24	4-3/4	2,660	9

Stock No.	Plain Pad Stock No.	Serrated Pad Stock No.	V Pad Stock No.	Nut Stock No.	Joint w/ Spring Pin Stock No.	Spindle and Handle w/ Spring Pin Stock No.
REPLACEMENT PARTS CLASSIC HEAVY-DUTY F-CLAMP						
86640	2909102A	2909202A	2909302A	1701702A	1701502A	1701602B
86650	2909102A	2909202A	2909302A	1701702A	1701502A	1701602B
86660	2909102A	2909202A	2909302A	1701702A	1701502A	1701602B
86670	2909102A	2909202A	2909302A	1701702A	1701502A	1701602B
86680	2909102A	2909202A	2909302A	1701702A	1701502A	1701602B

CLASSIC™ SERIES REGULAR & LIGHT DUTY F-CLAMPS

NOTHING BEATS A CLASSIC



FEATURES

BLACK OXIDE SPINDLES:

- Resist wear and tear while impeding rust

DROP-FORGED ARM:

- Provides minimal flex under heavy workloads

SWIVEL PAD:

- Centers on workpiece for a sturdy hold

STURDY TOMMY BAR:

- Engineered for durability and comfort

IDEAL FOR

- Fabrication
- Welding
- Repetitive Clamping



FORGED SLIDE ARM



STURDY TOMMY BAR



OSCILLATING PAD

Stock No.	Model	Nominal Opening Capacity (in.)	Throat Depth (in.)	Clamping Force (lbs.)	Net Weight (lbs.)
CLASSIC REGULAR-DUTY F-CLAMPS					
86200	1800S-8	8	4-3/4	1,800	4
86210	1800S-12	12	5-1/2	1,800	5
86220	1800S-18	18	4-3/4	1,800	6
86230	1800S-24	24	4-3/4	1,800	6
CLASSIC LIGHT-DUTY F-CLAMPS					
86100	660S-8	8	4	660	2
86110	660S-12	12	4	660	2
86120	660S-18	18	4	660	3
86130	1200S-8	8	4-3/4	1,200	2
86140	1200S-12	12	4-3/4	1,200	3
86150	1200S-18	18	4-3/4	1,200	4
86160	1200S-24	24	4-3/4	1,200	4

CLASSIC™ SERIES MINI F-CLAMPS

NOTHING BEATS A CLASSIC



FORGED SLIDE ARM



STURDY TOMMY BAR



OSCILLATING PAD

HEAVY-DUTY LEVER CLAMPS

SPINDLELESS CLAMPS



QUICK RATCHETING
DESIGN



SELF CENTERING PAD



ERGONOMIC HANDLE

FEATURES

BLACK OXIDE SPINDLES:

- Resist wear and tear while impeding rust

DROP-FORGED ARM:

- Provides minimal flex under heavy workloads

SWIVEL PAD:

- Centers on workpiece for a sturdy hold

STURDY TOMMY BAR:

- Engineered for durability and comfort

Stock No.	Model	Nominal Opening Capacity (in.)	Throat Depth (in.)	Clamping Force (lbs.)	Net Weight (lbs.)
CLASSIC MINI F-CLAMPS					
86000	MMS-4	4	2-1/4	400	1
86010	MMS-8	8	2-1/4	400	1
86020	MMS-12	12	2-1/4	400	1

IDEAL FOR

- Fabrication
- Welding
- Repetitive Clamping

FEATURES

RATCHETING DESIGN:

- Allows easy, spindle-free operation

QUICK-TRIGGER RELEASE:

- Release clamp pressure with one squeeze

WILTON® BLUE ALUMINUM HANDLE:

- Ergonomically designed for repetitive clamping and resistant to heat

SELF CENTERING PAD:

- Centers on workpiece for a sturdy hold

Stock No.	Model	Nominal Opening Capacity (in.)	Throat Depth (in.)	Clamping Force (lbs.)	Net Weight (lbs.)
LEVER CLAMPS					
86800	LC4	4	2-3/8	350	2
86810	LC8	8	4	770	3
86820	LC12	12	5-1/2	1,100	3
86830	LC20	20	4-3/4	1,200	4

